




DOS00467

Power Supply Cable, 1-Phase Accessories for GST 18 plug system

- Mains plug CEE/VII - GST18 socket (Wieland)
- Cable - H05VV-F3G 1.5 mm²

Color
White

L	S	n	F1	F2	19"	Safe	Model	Order no.	UP
2000								04.000.040.0	1 unit
5000								04.000.041.0	1 unit



DOS00469

Connection Cable Accessories for GST 18 plug system

- GST 18 plug
- GST 18 socket
- Cable - H05VV-F3G 1.5 mm²

Color
For color coding circuits (e.g. UPS)

L	S	n	F1	F2	19"	Safe	Model	Order no.	UP
200							White	04.000.042.0	1 unit
200							Black	04.000.042.9	1 unit
500							White	04.000.037.0	1 unit
500							Black	04.000.037.9	1 unit
1000							White	04.000.044.0	1 unit
1000							Black	04.000.044.9	1 unit
5000							White	04.000.045.0	1 unit



DOS20105

GST18 Socket Part

- With screw terminal for cross-section 1.5-2.5 mm² with cable strain relief
- For individual connection at the customer

Color
White

L	S	n	F1	F2	19"	Safe	Model	Order no.	UP
								04.000.046.0	1 unit




DOS00471

GST18 Plug Part

- With screw terminal for cross-section 1.5-2.5 mm² with cable strain relief
- For individual, further cabling at the customer

Color
White

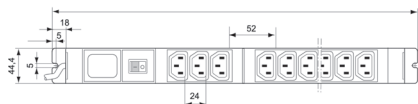
L	S	n	F1	F2	19"	Safe	Model	Order no.	UP
								04.000.047.0	1 unit



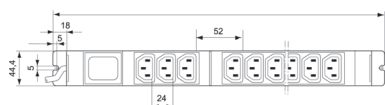
DOS00470



DOS20062



DOS00498



DOS20042

Knürr DI-STRIP® Euro Plug System, IEC 320 mit Winkelstecker

- Optionally with lit switch, 2-pole switching
- 19" installation option
- With Euro combinations of IEC 320 sockets C 13 and C 19
- Cable: H05VV-F 3G 1.5 mm²
- Cable: 2.5 m
- Without fusing

Material/finish

Housing: closed sheet steel extrusion, zinc-passivated, powder-coated texture
Plastic parts: Vampamid 6 0024 VO (UL94), recyclable

Dimensions

Height: 45.5 mm
Housing width: 44.4 mm (= 1 U)

Approvals/certificates

- CE label in accordance with Low Voltage Directive 2006/95/EC
- EMC Directive 2004/108/EC
- GS
- CB-scheme

Color

Housing: RAL 7035 light gray
Plastic parts: RAL 7021 dark gray

Load rating

250 Vac/10 A, C 13
250 Vac/16 A, C 19

Approval symbols for IEC 320 3-way Euro combinations

VDE, UR, CSA

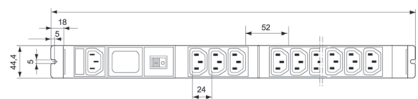
Supply schedule

- 1 socket strip
- 2 mounting bracket

L	S	n	F1	19"	Input values	Input plug	Outputs C 13 C 19	Order no.	UP
333		6	●		230Vac, 16A	Schuko CEE7	6	03.600.006.1	1 unit
483	●	9	●	●	230Vac, 16A	Schuko CEE7	9	03.602.009.1	1 unit
483		12	●	●	230Vac, 10A	IEC60320 Sheet E	12	03.600.312.1	1 unit
783		18	●		230Vac, 16A	IEC60320 Sheet I	15 3	03.600.418.1	1 unit
783		18	●		230Vac, 16A	IEC60309 1ph/N/PE 6h	15 3	03.600.518.1	1 unit

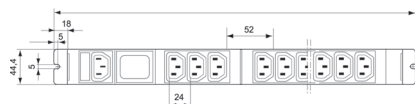


DOS00458



DOS20041

With switch



DOS20040

Without switch

Knürr DI-STRIP® Euro Plug System, IEC 320 Euro input in plug panel

- With fine-wire fuse 10A
- Optionally with lit switch, 2-pole switching
- 19" installation option
- With 3-way Euro combinations of IEC 320sockets

Material/finish

Housing: closed sheet steel extrusion, zinc-passivated, powder-coated texture
Plastic parts: Vampamid 6 0024 VO (UL94), recyclable

Dimensions

Socket spacing: 24 mm
Height: 45.5 mm
Housing width: 44.4 mm (= 1 U)

Approvals/certificates

- CE Symbol in accordance with Low Voltage Directive 2006/95/EC
- EMC Directive 2004/108/EC

- GS
- CSA NRTL/C
- CB-scheme

Color

Housing: RAL 7035 light gray
Plastic parts: RAL 7021 dark gray

Load rating

100-240 Vac
Input: (DC max. 10 A)
Output: (DC max. 10 A)

Approval symbols for IEC 320 3-way Euro combinations

VDE, UR, CSA

Supply schedule

- 1 socket strip
- 2 mounting bracket

L	S	n	F1	F2	19"	Safe	Model	Order no.	UP
383		6	●					03.622.006.1	1 unit
483		9	●		●			03.622.009.1	1 unit
433	●	6	●				With switch	03.624.006.1	1 unit

Dimensions in mm: L = Length, S = Switch, n = Number of sockets, F1 = Standard side, F2 = Design side, 19" = Suitable for 19" installation, Safe = Child-safe, U = Standard height unit, UP = Unit of packaging,

= Express item

Conversion: 1 mm = 0.03937 inch 1 kg = 2.2046 pound

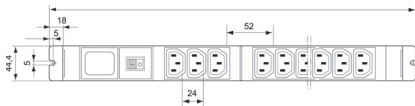
Replace **x** with the number of your color combination:
.1 = RAL 7035, .6 = RAL 7035/RAL 2003



DOS00460

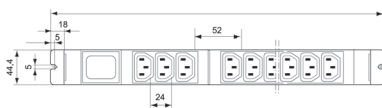


DOS00461



DOS20043

With switch



DOS20044

Without switch



DOS20102

Knürr DI-STRIP® Euro Plug System, IEC 320 Euro input on side panel

- With fine-wire fuse 10A
- Optionally with lit switch, 2-pole switching
- 19" installation option
- With 3-way Euro combinations of IEC 320 sockets

Material/finish

Housing: closed sheet steel extrusion, zinc-passivated, powder-coated texture
Plastic parts: Vampamid 6 0024 VO (UL94), recyclable

Dimensions

Socket spacing: 24 mm
Height: 45.5 mm
Housing width: 44.4 mm (= 1 U)

Approvals/certificates

- CE Symbol in accordance with Low Voltage Directive 2006/95/EC
- EMC Directive 2004/108/EC
- GS
- CSA NRTL/C
- CB-scheme

Color

Housing: RAL 7035 light gray
Plastic parts: RAL 7021 dark gray

Load rating

100-240 Vac
Input: (DC max. 10 A)
Output: (DC max. 10 A)

Approval symbols for IEC 320 3-way Euro combinations

VDE, UR, CSA

Supply schedule

1 socket strip
2 mounting bracket

L	S	n	F1	F2	19"	Safe	Model	Order no.	UP
333		6	•					03.622.706.1	1 unit
433		9	•					03.622.709.1	1 unit
383	•	6	•				With switch	03.624.706.1	1 unit
483	•	9	•				With switch	03.624.709.1	1 unit

Knürr DI-STRIP® Euro Plug System, IEC 320 with cable and right angle plug

- With thermal overload protection, 10 A (can be reset)
- With lit switch, 1-pole switching
- 19" installation option
- With 2 5-way Euro combinations of IEC 320 sockets
- Cable: H05VV-F 3G 2.5 mm²
- Cable: approx. 5 m
- Molded right angle plug, CEE7/VII, optional blue 16 A-6h (2P+PE) CEE17 plug

Material/finish

Housing: closed sheet steel extrusion, zinc-passivated, powder-coated texture
Plastic parts: Vampamid 6 0024 VO (UL94), recyclable

Dimensions

Socket spacing: 24 mm Height: 45.5 mm
Housing width: 44.4 mm (= 1 U)

Approvals/certificates

- CE Symbol in accordance with Low Voltage Directive 2006/95/EC
- EMC Directive 2004/108/EC
- GS
- CB-scheme

Color

Housing: RAL 7035 light gray
Plastic parts: RAL 7021 dark gray

Load rating

250 Vac/10 A

Approval symbols for IEC 320 5-way Euro combinations

UR, CSA, VDE

Supply schedule

1 socket strip
2 mounting bracket

L	S	n	F1	F2	19"	Safe	Model	Order no.	UP
483	•	10	•		•		With switch	03.632.010.1	1 unit


Dimensions in mm: L = Length, S = Switch, n = Number of sockets,
F1 = Standard side, F2 = Design side, 19" = Suitable for 19" installation,
Safe = Child-safe, U = Standard height unit, UP = Unit of packaging,

= Express item

Conversion: 1 mm = 0.03937 inch 1 kg = 2.2046 pound

Replace x with the number of your color combination:
.1 = RAL 7035, .6 = RAL 7035/RAL 2003

Emerson Network Power Rack PDUs



DOS00076


Mains cable for Euro socket strip For DIN 49 440 and French/Belgian standard

- Mains plug CEE/VII - Euro socket IEC 320
- Cable - H05VV-F 3G 1 mm²

Mains voltage
250 VAC

Nominal current
10 A

L	S	n	F1	F2	19"	Safe	Model	Order no.	UP
2000								04.000.054.9	1 unit
6000								04.000.053.9	1 unit



DOS00077


Netzkaabel für Kaltgeräte-Steckdosenleiste für Schweizer Standard

- Mains plug: Type 12 - Euro socket IEC320
- Cable - H05VV-F 3G 1 mm²

Mains voltage
250 VAC

Nominal current
10 A

L	S	n	F1	F2	19"	Safe	Model	Order no.	UP
2000								04.000.055.9	1 unit



DOS00078


Mains cable for Euro socket strip For British standard

- Mains plug: Type BS 1363 - Euro socket IEC 320
- Cable - H05VV-F 3G 1 mm²

Mains voltage
250 VAC

Nominal current
10 A

L	S	n	F1	F2	19"	Safe	Model	Order no.	UP
2000								04.000.056.9	1 unit



DOS00519

Euro Connection Cable

- Mains plug: IEC 320 - Euro socket IEC320
- Cable - H05VV-F 3G 1 mm²
- USA: SJT AWG18 with USA approval

Mains voltage
250 VAC

Nominal current
10 A

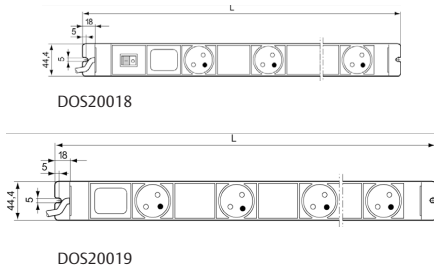
L	S	n	F1	F2	19"	Safe	Model	Order no.	UP
900							EU	04.000.051.9	1 unit
900							USA	04.000.052.9	1 unit

Dimensions in mm: L = Length, S = Switch, n = Number of sockets,
F1 = Standard side, F2 = Design side, 19" = Suitable for 19" installation,
Safe = Child-safe, U = Standard height unit, UP = Unit of packaging,

 = Express item

Conversion: 1 mm = 0.03937 inch 1 kg = 2.2046 pound

Replace **x** with the number of your color combination:
.1 = RAL 7035, .6 = RAL 7035/RAL 2003



Knürr DI-STRIP® Classic Standard CEE 7-V (UTE) / France

- Optionally with lit switch, 2-pole switching
- Socket rotation: 45°
- Cable: H05VV-F 3G 1.5 mm²
- Molded right angle plug

Material/finish

Housing: Closed sheet steel extrusion, zinc-passivated, powder-coated texture
Plastic parts: Vampamid 6 0024 VO (UL94), recyclable
Internal conductor: full-length busbar, brass

Dimensions

Socket spacing: 100 mm
Height: 45.5 mm
Housing width: 44.4 mm (= 1 U)
Cable 2.5 m

Approvals/certificates

- CE label in accordance with Low Voltage Directive 2006/95/EC
- EMC Directive 2004/108/EC
- GS
- CB-scheme

Color combination

Final digit of order number .1:
RAL 7035 light gray
Final digit of order number .6:
Housing: RAL 2003 pastel orange
Plastic parts: RAL 7035 light gray

Load rating


100-240 Vac/16 A

Supply schedule

1 socket strip
2 mounting brackets

L	S	n	F1	F2	19"	Safe	Model	Order no.	UP
1783		17	•			•		03.400.067.x	1 unit
1383		13	•			•		03.400.063.x	1 unit
983		9	•			•		03.400.059.x	1 unit
583		5	•			•		03.400.055.x	1 unit
1733	•	16	•			•	With switch	03.402.066.x	1 unit
1333	•	12	•			•	With switch	03.402.062.x	1 unit
933	•	8	•			•	With switch	03.402.058.x	1 unit
533	•	4	•			•	With switch	03.402.054.x	1 unit

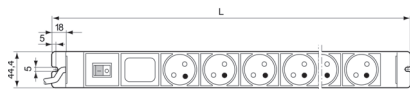
Dimensions in mm: L = Length, S = Switch, n = Number of sockets,
F1 = Standard side, F2 = Design side, 19" = Suitable for 19" installation,
Safe = Child-safe, U = Standard height unit, UP = Unit of packaging,

 = Express item

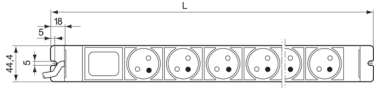
Conversion: 1 mm = 0.03937 inch 1 kg = 2.2046 pound

Replace *x* with the number of your color combination:
.1 = RAL 7035, .6 = RAL 7035/RAL 2003

Emerson Network Power Rack PDUs



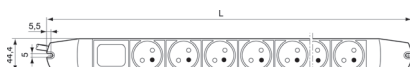
DOS20023 With switch



DOS20022 Without switch



DOS20025 With switch



DOS20024 Without switch

Knürr DI-STRIP® Compact Standard CEE 7-V (UTE) / France

- Optionally with lit switch, 2-pole switching
- 19" installation option (with length 483 mm)
- 2 versions: Standard side panel or Design side panel
- Socket rotation: 45°
- Cable: H05VV-F 3G 1.5 mm²
- Molded right angle plug

Material/finish

Housing: closed sheet steel extrusion, zinc-passivated, powder-coated texture
Plastic parts: Vampamid 6 0024 VO (UL94), recyclable
Internal conductor: full-length busbar, brass

Dimensions

Socket spacing: 50 mm
Height: 45.5 mm
Housing width: 44.4 mm (= 1 U)
Cable 2.5 m

Approvals/certificates

- CE Symbol in accordance with Low Voltage Directive 2006/95/EC
- EMC Directive 2004/108/EC
- GS
- CB-scheme

Color combination

Final digit of order number .1:
RAL 7035 light gray
Final digit of order number .6:
Housing: RAL 2003 pastel orange
Plastic parts: RAL 7035 light gray

Load rating

100-240 Vac/16 A

Supply schedule

1 socket strip
2 mounting brackets

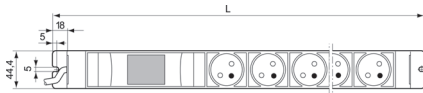
L	S	n	F1	F2	19"	Safe	Model	Order no.	UP
883		15	•			•		03.400.015.x	1 unit
732		11		•		•		03.400.111.x	1 unit
683		11	•			•		03.400.011.x	1 unit
532		7		•		•		03.400.107.x	1 unit
483		7	•		•	•		03.400.007.x	1 unit
382		4		•		•		03.400.104.x	1 unit
333		4	•			•		03.400.004.x	1 unit
883	•	14	•			•	With switch	03.402.014.x	1 unit
732	•	10		•		•	With switch	03.402.110.x	1 unit
683	•	10	•			•	With switch	03.402.010.x	1 unit
532	•	6		•		•	With switch	03.402.106.x	1 unit
483	•	6	•		•	•	With switch	03.402.006.x	1 unit
382	•	3		•		•	With switch	03.402.103.x	1 unit
333	•	3	•			•	With switch	03.402.003.x	1 unit

Dimensions in mm: L = Length, S = Switch, n = Number of sockets,
F1 = Standard side, F2 = Design side, 19" = Suitable for 19" installation,
Safe = Child-safe, U = Standard height unit, UP = Unit of packaging,

= Express item

Conversion: 1 mm = 0.03937 inch 1 kg = 2.2046 pound

Replace .x with the number of your color combination:
.1 = RAL 7035, .6 = RAL 7035/RAL 2003



DOS20026

Knürr DI-STRIP® Protector FI Standard CEE 7-V (UTE) / France

Protector FI

- RCCB for user protection
- Protection with indirect contact as error protection by switching off with inadmissible high contact voltage through contact with electrical equipment
- Protection with direct contact as back-up protection
- Residual operating current $I_g = 10$ mA for alternating and pulsating direct fault current
- 19" installation option (with length 483 mm)
- Socket rotation: 45°
- Cable: H05VV-F 3G 1.5 mm²
- Molded right angle plug

Material/finish

Housing: closed sheet steel extrusion, zinc-passivated, powder-coated texture
Plastic parts: Vampamid 6 0024 VO (UL94), recyclable
Internal conductor: full-length busbar, brass

Dimensions

Socket spacing: 50 mm
Height: 78 mm
Housing width: 44.4 mm (= 1 U)
Cable 2.5 m

Approvals/certificates

- CE Symbol in accordance with Low Voltage Directive 2006/95/EC
- EMC Directive 2004/108/EC
- GS
- CB-scheme

Color combination

Final digit of order number .1:
RAL 7035 light gray
Plastic parts: RAL 7035 light gray

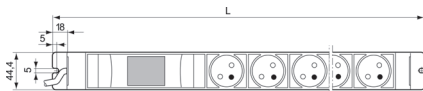
Load rating

100-240 Vac/16 A

Supply schedule

1 socket strip
2 mounting brackets

L	S	n	F1	F2	19"	Safe	Model	Order no.	UP
883		13	•			•		03.404.013.1	1 unit
683		9	•			•		03.404.009.1	1 unit
483		5	•		•	•		03.404.005.1	1 unit



DOS20026

Knürr DI-STRIP® Protector LS Standard CEE 7-V (UTE) / France

Protector LS

- Circuit breaker for overload and short circuit
- Protects cables and feeds with rapid switching off with short circuit and defined delayed cutoff with overload
- Circuit breaker: 16 A
- Tripping characteristic, type B, 2-pole
- 19" installation option (with length 483 mm)
- Socket rotation: 45°
- Cable: H05VV-F 3G 1.5 mm²
- Molded right angle plug

Material/finish

Housing: closed sheet steel extrusion, zinc-passivated, powder-coated texture
Plastic parts: Vampamid 6 0024 VO (UL94), recyclable
Internal conductor: full-length busbar, brass

Dimensions

Socket spacing: 50 mm
Height: 78 mm
Housing width: 44.4 mm (= 1 U)
Cable 2.5 m

Approvals/certificates

- CE Symbol in accordance with Low Voltage Directive 2006/95/EC
- EMC Directive 2004/108/EC
- GS
- CB-scheme

Color combination

Final digit of order number .1:
RAL 7035 light gray
Plastic parts: RAL 7035 light gray

Load rating

100-240 Vac/16 A

Supply schedule

1 socket strip
2 mounting brackets

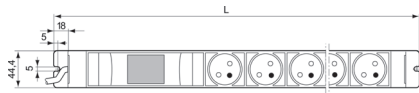
L	S	n	F1	F2	19"	Safe	Model	Order no.	UP
883		13	•			•		03.408.013.1	1 unit
683		9	•			•		03.408.009.1	1 unit
483		5	•		•	•		03.408.005.1	1 unit

Dimensions in mm: L = Length, S = Switch, n = Number of sockets,
F1 = Standard side, F2 = Design side, 19" = Suitable for 19" installation,
Safe = Child-safe, U = Standard height unit, UP = Unit of packaging,

= Express item

Conversion: 1 mm = 0.03937 inch 1 kg = 2.2046 pound

Replace *x* with the number of your color combination:
.1 = RAL 7035, .6 = RAL 7035/RAL 2003



DOS 20026

Knürr DI-STRIP® Protector FI / LS Standard CEE 7-V (UTE) / France

Protector FI / LS

- RCCB and circuit breaker
- Provides a combination of user, overload and short circuit protection
- Residual operating current $I_g = 30$ mA for alternating and pulsating direct fault current
- Circuit breaker: 16 A
- Tripping characteristic, type B, 2-pole
- 19" installation option (with length 483 mm)
- Socket rotation: 45°
- Cable: H05VV-F 3G 1.5 mm²
- Molded right angle plug

Material/finish

Housing: Closed sheet steel extrusion, zinc-passivated, powder-coated texture
Plastic parts: Vampamid 6 0024 VO (UL94), recyclable
Internal conductor: full-length busbar, brass

Dimensions

Socket spacing: 50 mm
Height: 78 mm
Housing width: 44.4 mm (= 1 U)
Cable 2.5 m

Approvals/certificates

- CE Symbol in accordance with Low Voltage Directive 2006/95/EC
- EMC Directive 2004/108/EC
- GS
- CB-scheme

Color combination

Final digit of order number .1:
RAL 7035 light gray
Plastic parts: RAL 7035 light gray

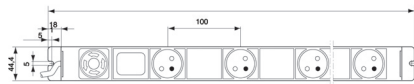
Load rating

100-240 Vac/16 A

Supply schedule

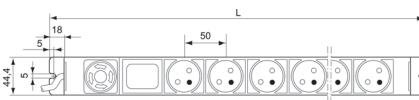
1 socket strip
2 mounting brackets

L	S	n	F1	F2	19"	Safe	Model	Order no.	UP
883		13	•			•		03.410.013.1	1 unit
683		9	•			•		03.410.009.1	1 unit
483		5	•		•	•		03.410.005.1	1 unit



DOS20027

Classic with emergency stop switch



DOS20028

Compact with emergency stop switch

Knürr DI-STRIP® Protector Emergency STOP Standard CEE 7-V (UTE) / France

- With 2-pole emergency stop switch for user protection
- For protecting operating personnel
- For manual emergency switching off of the connected consumers
- Phase and neutral conductors are safely separated
- Switch must be specifically unlocked to restart
- 19" installation option (with length 483 mm)
- Socket rotation: 45°
- Cable: H05VV-F 3G 1.5 mm²
- Molded right angle plug

Material/finish

Housing: closed sheet steel extrusion, zinc-passivated, powder-coated texture
Plastic parts: Vampamid 6 0024 VO (UL94), recyclable
Internal conductor: full-length busbar, brass

Dimensions

Socket spacing: Classic: 100 mm,
Compact: 50 mm

Height: 101 mm
Housing width: 44.4 mm (= 1 U)
Cable 2.5 m

Approvals/certificates

- CE Symbol in accordance with Low Voltage Directive 2006/95/EC
- EMC Directive 2004/108/EC
- GS
- CB-scheme

Color combinations

Final digit of order number .1:
RAL 7035 light gray
Plastic parts: RAL 7035 light gray

Load rating

100-240 Vac/16 A

Supply schedule

1 socket strip
2 mounting brackets
2 19" mounting bracket (additional with 19" installation option)

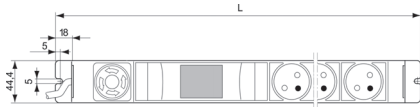
L	S	n	F1	F2	19"	Safe	Model	Order no.	UP
683		10	•			•	Compact	03.426.010.1	1 unit
483		6	•		•	•	Compact	03.426.006.1	1 unit
1333		12	•			•	Classic	03.426.062.1	1 unit
933		8	•			•	Classic	03.426.058.1	1 unit

Dimensions in mm: L = Length, S = Switch, n = Number of sockets, F1 = Standard side, F2 = Design side, 19" = Suitable for 19" installation, Safe = Child-safe, U = Standard height unit, UP = Unit of packaging,



Conversion: 1 mm = 0.03937 inch 1 kg = 2.2046 pound

Replace x with the number of your color combination:
.1 = RAL 7035, .6 = RAL 7035/RAL 2003



DOS20029 With emergency Off switch and FI-/LS circuit breaker

Knürr DI-STRIP® Protector Emergency Stop FI/LS Standard CEE 7-V (UTE) / France

- With 2-pole emergency stop switch for user protection
- For protecting operating personnel
- For manual emergency switching off of the connected consumers
- Phase and neutral conductors are safely separated
- Switch must be specifically unlocked to restart
- Socket rotation: 45°
- Cable: H05VV-F 3G 1.5 mm²
- Molded right angle plug

Material/finish
Housing: closed sheet steel extrusion, zinc-passivated, powder-coated texture
Plastic parts: Vampamid 6 0024 VO (UL94), recyclable
Internal conductor: full-length busbar, brass

Dimensions
Socket spacing:
Compact: 50 mm
Height: 101 mm
Housing width: 44.4 mm (= 1 U)
Cable 2.5 m

Approvals/certificates
- CE label in accordance with Low Voltage Directive 2006/95/EC
- EMC Directive 2004/108/EC
- GS
- CB-scheme

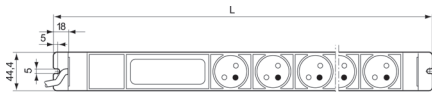
Color combinations
Final digit of order number .1:
RAL 7035 light gray
Plastic parts: RAL 7035 light gray

Additionally:
With 2-pole fault current switch and circuit breaker
Provides a combination of user, overload and short circuit protection

Load rating
100-240Vac/16 A

Supply schedule
1 socket strip
2 mounting brackets

L	S	n	F1	F2	19"	Safe	Model	Order no.	UP
683		8	•			•		03.428.008.1	1 unit



DOS20030 With mains filter

Knürr DI-STRIP® Power Cleaner Standard CEE 7-V (UTE) / France

- High-frequency glitches are generally caused by switching processes in an operation from 100 kHz to 5 MHz. This high-frequency rate overloads the mains frequency and affects adjacent electronic equipment. The mains filter attenuates this high-frequency rate.
- The attenuation behavior is harmonized with the typical interference spectrum.
- The mains filter works in both directions. This means that glitches from the equipment to the socket strip are also filtered from the mains.
- 19" installation option (with length 483 mm)
- Socket rotation: 45°
- Cable: H05VV-F 3G 1.5 mm²
- Molded right angle plug

Material/finish
Housing: closed sheet steel extrusion, zinc-passivated, powder-coated texture
Plastic parts: Vampamid 6 0024 VO (UL94), recyclable
Internal conductor: full-length busbar, brass

Dimensions
Socket spacing: 50 mm
Height: 45.5 mm
Housing width: 44.4 mm (= 1 U)

Approvals/certificates
- CE Symbol in accordance with Low Voltage Directive 2006/95/EC
- EMC Directive 2004/108/EC
- GS
- CB-scheme

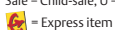
Color combination
Final digit of order number .1:
RAL 7035 light gray
Final digit of order number .6:
Housing: RAL 2003 pastel orange
Plastic parts: RAL 7035 light gray

Load rating
Nominal voltage: max. 250 Vac, 50 Hz
Nominal current: max. 16 A

Supply schedule
1 socket strip
2 mounting brackets

L	S	n	F1	F2	19"	Safe	Model	Order no.	UP
883		13	•			•		03.412.013.x	1 unit
683		9	•			•		03.412.009.x	1 unit
483		5	•		•	•		03.412.005.x	1 unit

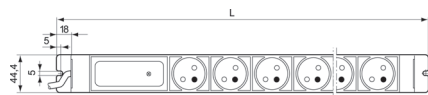
Dimensions in mm: L = Length, S = Switch, n = Number of sockets,
F1 = Standard side, F2 = Design side, 19" = Suitable for 19" installation,
Safe = Child-safe, U = Standard height unit, UP = Unit of packaging,



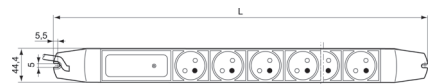
Conversion: 1 mm = 0.03937 inch 1 kg = 2.2046 pound

Replace x with the number of your color combination:
.1 = RAL 7035, .6 = RAL 7035/RAL 2003

Emerson Network Power Rack PDUs



DOS20031



DOS20032

Knürr DI-STRIP® Safety Basic Standard CEE 7-V (UTE) / France

- For protecting against transient overvoltages from the mains, which, for example, are caused by switching machines on and off.
- With critical overvoltages the mains is separated.
- Once the safety arrester has been triggered the green function display goes out. The socket strip can then no longer be used. Send the socket strip to the manufacturer for the safety arrester to be replaced!

The safety effect of the type 3 test category and requirements category "D" is to protect the equipment, i.e. precision protection. The protection devices of the test and requirements categories 1 and 2 and B and C must be pre-connected in the building installation to ensure optimum protection.

- 19" installation option (with length 483 mm)
- Socket rotation: 45°
- Cable: H05VV-F 3G 1.5 mm²
- Molded right angle plug

Material/finish

Housing: closed sheet steel extrusion, zinc-passivated, powder-coated texture
 Plastic parts: Vampamid 6 0024 VO (UL94), recyclable
 Internal conductor: full-length busbar, brass

Dimensions

Socket spacing: 50 mm
 Height: 45.5 mm
 Housing width: 44.4 mm (= 1 U)

Approvals/certificates

- CE Symbol in accordance with Low Voltage Directive 2006/95/EC
- EMC Directive 2004/108/EC
- GS
- CB-scheme

Color

Final digit of order number .1:
 RAL 7035 light gray

Technical data

- Test category: Type 3
- In acc. with DIN EN 61643-11
- Requirements class: D
- In acc. with VDE 0675-6
- Mains voltage: 230 VAC
- Nominal current: max. 16 A
- Cut-off discharge current (8/20 μs): 10 kA
- Response time: < 25 ns
- Protection level (with 100 A varistor peak current):
- L with respect to N: < 800 V
- L/N with respect to PE: < 1500 V

Supply schedule

- 1 socket strip
- 2 mounting brackets

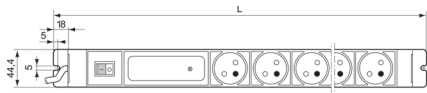
L	S	n	F1	F2	19"	Safe	Model	Order no.	UP
732		10		•		•		03.416.110.1	1 unit
683		10	•			•		03.416.010.1	1 unit
532		6		•		•		03.416.106.1	1 unit
483		6	•		•	•		03.416.006.1	1 unit
432		4		•		•		03.416.104.1	1 unit
383		4	•			•		03.416.004.1	1 unit

Dimensions in mm: L = Length, S = Switch, n = Number of sockets,
 F1 = Standard side, F2 = Design side, 19" = Suitable for 19" installation,
 Safe = Child-safe, U = Standard height unit, UP = Unit of packaging,

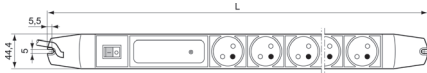
 = Express item

Conversion: 1 mm = 0.03937 inch 1 kg = 2.2046 pound

Replace **x** with the number of your color combination:
 .1 = RAL 7035, .6 = RAL 7035/RAL 2003



DOS20033 With overvoltage protection and mains filter



DOS20034 With overvoltage protection and mains filter

Knürr DI-STRIP® Safety Standard Standard CEE 7-V (UTE) / France

- The "Safety Standard" models consist of a combined overvoltage protection/mains filter element.
- For protecting against transient overvoltages from the mains, which, for example, are caused by switching machines on and off.
- With critical overvoltages the mains is separated.
- Once the safety arrester has been triggered the green function display goes out. The socket strip can then no longer be used. Send the socket strip to the manufacturer for the safety arrester to be replaced!
- The safety effect of the type 3 test category and requirements category "D" is to protect the equipment, i.e. precision protection. The protection devices of the test and requirements categories 1 and 2 and B and C must be preconnected in the building installation to ensure optimum protection.
- High-frequency glitches are generally caused by switching processes in an operation from 100 kHz to 5 MHz.
- This high-frequency rate overloads the mains frequency and affects adjacent electronic equipment. The mains filter attenuates this high-frequency rate.
- The attenuation behavior is harmonized with the typical interference spectrum.
 - 19" installation option (with length 483 mm)
 - Socket rotation: 45°
 - Cable: HO5VV-F 3G 1.5 mm²
 - Molded right angle plug

Material/finish

Housing: closed sheet steel extrusion, zinc-passivated, powder-coated texture
 Plastic parts: Vampamid 6 0024 VO (UL94), recyclable
 Internal conductor: full-length busbar, brass

Dimensions

Socket spacing: 50 mm
 Height: 45.5 mm
 Housing width: 44.4 mm (= 1 U)
 Cable 2.5 m

Approvals/certificates

- CE Symbol in accordance with Low Voltage Directive 2006/95/EC
- EMC Directive 2004/108/EC
- GS
- CB-scheme

Color combination


Final digit of order number .1:
 RAL 7035 light gray
 Final digit of order number .6:
 Housing: RAL 2003 pastel orange
 Plastic parts: RAL 7035 light gray

Technical data


Mains voltage: 230 VAC
 Nominal current: max. 16 A
 Cut-off discharge current (8/20 µs): 10 kA
 Response time: < 25 ns
 Protection level
 (with 100 A varistor peak current):
 - L with respect to N: < 800 V
 - L/N with respect to PE: < 1500 V
 Overvoltage protection
 Requirements class: D
 - In acc. with VDE 0675-6
 Mains filter
 - In acc. with VDE 0565 (EN 60939)

Supply schedule

1 socket strip
 2 mounting brackets

L	S	n	F1	F2	19"	Safe	Model	Order no.	UP
883	●	13	●			●	With switch	03.418.013.x	1 unit
732	●	9		●		●	With switch	03.418.109.x	1 unit
683	●	9	●			●	With switch	03.418.009.x	1 unit
532	●	5		●		●	With switch	03.418.105.x	1 unit
483	●	5	●		●	●	With switch	03.418.005.x	1 unit 

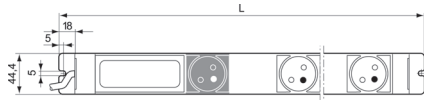
Dimensions in mm: L = Length, S = Switch, n = Number of sockets,
 F1 = Standard side, F2 = Design side, 19" = Suitable for 19" installation,
 Safe = Child-safe, U = Standard height unit, UP = Unit of packaging,

 = Express item

Conversion: 1 mm = 0.03937 inch 1 kg = 2.2046 pound

Replace **x** with the number of your color combination:
 .1 = RAL 7035, .6 = RAL 7035/RAL 2003

Emerson Network Power Rack PDUs



DOS20035 With master-slave module

Knürr DI-STRIP® Master-Slave Standard CEE 7-V (UTE) / France

- If the master equipment is switched, the slave sockets are also switched (together, with a short delay to the master). This means convenient switching on and off of several hard to access devices. Switching thresholds can be set from outside via potentiometer.

- Note:

- The master equipment power consumption must be continuously above the switching-on threshold. When switching off the master consumer, the power consumption must fall below the switch-off threshold.
- 19" installation option (with length 483 mm)
- Socket rotation: 45°
- Cable: H05VV-F 3G 1.5 mm²
- Molded right angle plug

Material/finish

Housing: closed sheet steel extrusion, zinc-passivated, powder-coated texture
Plastic parts: Vampamid 6 0024 VO (UL94), recyclable
Internal conductor: full-length busbar, brass

Dimensions

Socket spacing: 50 mm
Height: 45.5 mm
Housing width: 44.4 mm (= 1 U)
Cable 2.5 m

Approvals/certificates

- CE Symbol in accordance with Low Voltage Directive 2006/95/EC
- EMC Directive 2004/108/EC
- GS
- CB-scheme

Color combination

Final digit of order number .1:
RAL 7035 light gray
Plastic parts: RAL 7035 light gray

Load rating

Max. 250 Vac/16 A

Technical data

Switching threshold setting range
On: 20 mA - 200 mA (approx. 55 mA delivery status)
Off: 16 mA - 160 mA (approx. 44 mA delivery status)
Switching delay: 550 ms +/- 20 %
Electronic module: 2-pole switching

Supply schedule

1 socket strip
2 mounting brackets

L	S	n	F1	F2	19"	Safe	Model	Order no.	UP
683		9	•			•		03.414.009.1	1 unit
483		5	•		•	•		03.414.005.1	1 unit

Dimensions in mm: L = Length, S = Switch, n = Number of sockets,
F1 = Standard side, F2 = Design side, 19" = Suitable for 19" installation,
Safe = Child-safe, U = Standard height unit, UP = Unit of packaging,

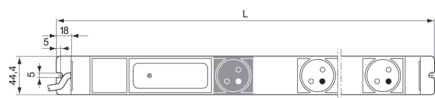
= Express item

Conversion: 1 mm = 0.03937 inch 1 kg = 2.2046 pound

Replace .x with the number of your color combination:
.1 = RAL 7035, .6 = RAL 7035/RAL 2003



DOS20037 Master-slave, overvoltage protection and mains filter



DOS20036 Master-slave, overvoltage protection and mains filter

Knürr DI-STRIP® Combi Standard CEE 7-V (UTE) / France

- Master-slave with overvoltage protection and mains filter
- Automatic consumer switching
- Combines Master-Slave (page 7.32) and Safety Standard (page 7.31) functions
- Socket rotation: 45°
- Cable: H05VV-F 3G 1.5 mm²
- Molded right angle plug

Material/finish

Housing: closed sheet steel extrusion, zinc-passivated, powder-coated texture
Plastic parts: Vampamid 6 0024 VO (UL94), recyclable
Internal conductor: full-length busbar, brass

Dimensions

Socket spacing: 50 mm
Height: 45.5 mm
Housing width: 44.4 mm (= 1 U)
Cable 2.5 m

Approvals/certificates

- CE label in accordance with Low Voltage Directive 2006/95/EC
- EMC Directive 2004/108/EC
- GS
- CB-scheme

Color combination

Final digit of order number . 1:
RAL 7035 light gray
Plastic parts: RAL 7035 light gray

Technical data

Overvoltage protection and mains filter:
Mains voltage: max. 250 Vac
Nominal current: 16 A
Requirements class: D (precision protection in acc. with VDE 0675)
Protection level (8/20 µs wave):
Max. 10 kA
Protection level (1.5/50 µs wave): < 1500 V (L + N against PE)
Master-slave function:
Switching threshold setting range
On: 20 mA - 200 mA (approx. 55 mA delivery status)
Off: 16 mA - 160 mA (approx. 44 mA delivery status)
Switching delay: 550 ms +/- 20 %
Electronic module: 2-pole switching

Supply schedule

- 1 socket strip
- 2 mounting brackets

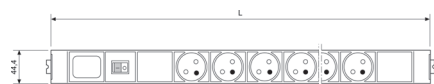
L	S	n	F1	F2	19"	Safe	Model	Order no.	UP
782		9		●		●		03.420.109.1	1 unit
733		9	●			●		03.420.009.1	1 unit
582		5		●		●		03.420.105.1	1 unit
533		5	●			●		03.420.005.1	1 unit

Dimensions in mm: L = Length, S = Switch, n = Number of sockets,
F1 = Standard side, F2 = Design side, 19" = Suitable for 19" installation,
Safe = Child-safe, U = Standard height unit, UP = Unit of packaging,

= Express item

Conversion: 1 mm = 0.03937 inch 1 kg = 2.2046 pound

Replace x with the number of your color combination:
.1 = RAL 7035, .6 = RAL 7035/RAL 2003



DOS20048 GST 18 with switch



DOS20047 GST 18 without switch

Knürr DI-STRIP® Compact GST 18 Plug System (Wieland) Standard CEE 7-V (UTE) / France

- Quick and efficient plug connection system
 - Plug-in electro-installation in place of conventional wiring
 - Speed:
 - With easy pre-configured element plugging together
 - Flexibility:
 - With cable (cable length)
 - Rational:
 - Easy exchange of socket strips, without extensive cabling
 - Safety:
 - Faulty installations are ruled out with plug system
 - Space-saving:
 - Use of protection and switching functions can be extended with further cabling without and plug space loss (max. load rating 16 A)
- Material/finish**
 Housing: closed sheet steel extrusion, zinc-passivated, powder-coated texture
 Plastic parts: Vampamid 6 0024 VO (UL94), recyclable
 Internal conductor: full-length busbar, brass

- Dimensions**
 Socket spacing: 50 mm
 Height: 45.5 mm
 Housing width: 44.4 mm (= 1 U)
- Approvals/certificates**
 - CE Symbol in accordance with Low Voltage Directive 2006/95/EC
 - EMC Directive 2004/108/EC
 - GS
 - CB-scheme
- Color combination**
 Final digit of order number .1:
 RAL 7035 light gray
 Plastic parts: RAL 7035 light gray
- Load rating**
 100-240 Vac/16 A
- Supply schedule**
 1 socket strip
 2 mounting brackets

L	S	n	F1	F2	19"	Safe	Model	Order no.	UP
583	●	6	●			●	With switch	03.402.206.1	1 unit
433	●	3	●			●	With switch	03.402.203.1	1 unit
533		7	●			●		03.400.207.1	1 unit
383		4	●			●		03.400.204.1	1 unit



DOS20051

Knürr DI-STRIP® Safety Basic with GST18 plug system / France

- With overvoltage (surge) protection
- Technical description, see page 2.50

L	S	n	F1	F2	19"	Safe	Model	Order no.	UP
433		4				●		03.416.204.1	1 unit



DOS20052

Knürr DI-STRIP® Safety Standard with GST18 plug system

- With overvoltage protection, with integrated mains filter and lit switch
- Technical description, see page 2.51

L	S	n	F1	F2	19"	Safe	Model	Order no.	UP
583		5				●		03.418.205.1	1 unit



DOS20054

Knürr DI-STRIP® Master Slave with GST18 plug system

- Technical description, see page 2.52

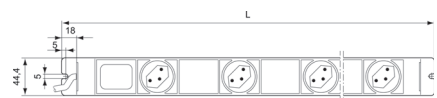
L	S	n	F1	F2	19"	Safe	Model	Order no.	UP
533		5				●		03.414.205.1	1 unit



DOS00717



DOS00664 Classic with switch



DOS00665 Classic without switch

Knürr DI-STRIP® Classic Standard CH SEV 1011

- With/without switch, socket spacing, 100 mm
- Optionally with lit switch, 2-pole switching
- Socket rotation: 45°
- Cable: H05VV-F 3G 1.5 mm²
- Molded plug

Material/finish

Housing: closed sheet steel extrusion, zinc-passivated, powder-coated texture
Plastic parts: Vampamid 6 0024 VO (UL94), recyclable
Internal conductor: full-length busbar, brass

Dimensions

Socket spacing: 100 mm
Height: 45.5 mm
Housing width: 44.4 mm (= 1 U)
Cable 2.5 m

Approvals/certificates

- CE Symbol in accordance with Low Voltage Directive 2006/95/EC
- EMC Directive 2004/108/EC
- GS
- CB-scheme

Color combination

Final digit of order number .1:
RAL 7035 light gray
Final digit of order number .6:
Housing: RAL 2003 pastel orange
Plastic parts: RAL 7035 light gray

Load rating

100-240 Vac/10 A

Supply schedule

1 socket strip
2 mounting brackets

L	S	n	F1	F2	19"	Safe	Model	Order no.	UP
1783		17	•					03.700.067.x	1 unit
1383		13	•					03.700.063.x	1 unit
983		9	•					03.700.059.x	1 unit
583		5	•					03.700.055.x	1 unit
1733	•	16	•				With switch	03.702.066.x	1 unit
1333	•	12	•				With switch	03.702.062.x	1 unit
933	•	8	•				With switch	03.702.058.x	1 unit
533	•	4	•				With switch	03.702.054.x	1 unit

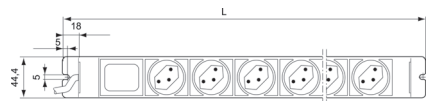
Emerson Network Power Rack PDUs



DOS20074



DOS00666



DOS20038



DOS20039



DOS00667

Knürr DI-STRIP® Compact Standard CH SEV 1011

- Optionally with lit switch, 2-pole switching
- 19" installation option (with length 483 mm)
- 2 models, standard side or design side
- Socket rotation: 45°
- Cable: H05VV-F 3G 1.5 mm²
- Molded plug

- **Material/finish**
Housing: closed sheet steel extrusion, zinc-passivated, powder-coated texture
Plastic parts: Vampamid 6 0024 VO (UL94), recyclable
Internal conductor: full-length busbar, brass

- **Dimensions**
Socket spacing: 50 mm
Height: 45.5 mm
Housing width: 44.4 mm (= 1 U)
Cable 2.5 m

- **Approvals/certificates**
- CE Symbol in accordance with Low Voltage Directive 2006/95/EC
- EMC Directive 2004/108/EC
- GS
- CB-scheme

- **Color combination**
Final digit of order number .1:
RAL 7035 light gray
Plastic parts: RAL 7035 light gray

- **Load rating**
100-240 Vac/10 A

- **Supply schedule**
1 socket strip
2 mounting brackets


L	S	n	F1	F2	19"	Safe	Model	Order no.	UP
883		15	•					03.700.015.1	1 unit
732		11		•				03.700.111.1	1 unit
683		11	•					03.700.011.1	1 unit
532		7		•				03.700.107.1	1 unit
483		7	•		•			03.700.007.1	1 unit
382		4		•				03.700.104.1	1 unit
333		4	•					03.700.004.1	1 unit
732	•	10		•			With switch	03.702.110.1	1 unit
683	•	10	•				With switch	03.702.010.1	1 unit
532	•	6		•			With switch	03.702.106.1	1 unit
483	•	6	•		•		With switch	03.702.006.1	1 unit
382	•	3		•			With switch	03.702.103.1	1 unit
333	•	3	•				With switch	03.702.003.1	1 unit

Dimensions in mm: L = Length, S = Switch, n = Number of sockets,
F1 = Standard side, F2 = Design side, 19" = Suitable for 19" installation,
Safe = Child-safe, U = Standard height unit, UP = Unit of packaging,

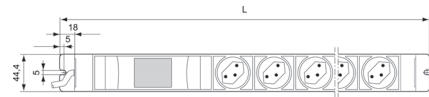
= Express item

Conversion: 1 mm = 0.03937 inch 1 kg = 2.2046 pound

Replace .x with the number of your color combination:
.1 = RAL 7035, .6 = RAL 7035/RAL 2003



DOS00719



DOS00668

Knürr DI-STRIP® Protector FI/LS Standard CH SEV 1011

Protector FI / LS

- RCCB and circuit breaker
- Provides a combination of user, overload and short circuit protection
- Residual operating current $I_g = 30$ mA for alternating and pulsating direct fault current
- Circuit breaker: 10 A
- Tripping characteristic, type B, 2-pole
- 19" installation option (with length 483 mm)
- Socket rotation: 45°
- Cable: H05VV-F 3G 1.5 mm²
- Molded right angle plug

Material/finish

Housing: closed sheet steel extrusion, zinc-passivated, powder-coated texture
 Plastic parts: Vampamid 6 0024 VO (UL94), recyclable
 Internal conductor: full-length busbar, brass

Dimensions

Socket spacing: 50 mm
 Height: 78 mm
 Housing width: 44.4 mm (= 1 U)
 Cable 2.5 m

Approvals/certificates

- CE Symbol in accordance with Low Voltage Directive 2006/95/EC
- EMC Directive 2004/108/EC
- GS
- CB-scheme

Color combination

Final digit of order number .1:
 RAL 7035 light gray
 Plastic parts: RAL 7035 light gray

Load rating

100-240 Vac/10 A

Supply schedule

- 1 socket strip
- 2 mounting brackets

L	S	n	F1	F2	19"	Safe	Model	Order no.	UP
683		9	•					03.710.009.1	1 unit
483		5	•		•			03.710.005.1	1 unit



DOS00720



DOS00669

With overvoltage protection and mains filter

Knürr DI-STRIP® Safety Standard Standard CH SEV 1011

- With overvoltage protection and integrated mains filter
- With lit switch, 2-pole switching
- 19" installation option (with length 483 mm)
- Socket rotation: 45°
- Cable: H05VV-F 3G 1.5 mm²
- Molded plug

Material/finish

Housing: closed sheet steel extrusion, zinc-passivated, powder-coated texture
 Plastic parts: Vampamid 6 0024 VO (UL94), recyclable
 Internal conductor: full-length busbar, brass

Dimensions

Socket spacing: 50 mm
 Height: 45.5 mm
 Housing width: 44.4 mm (= 1 U)
 Cable 2.5 m

Approvals/certificates

- CE Symbol in accordance with Low Voltage Directive 2006/95/EC
- EMC Directive 2004/108/EC
- GS
- CB-scheme

Color combination

Final digit of order number .1:
 RAL 7035 light gray
 Plastic parts: RAL 7035 light gray

Description and technical data

(See page 165)
 Nominal current: 10 A

Supply schedule

- 1 socket strip
- 2 mounting brackets
- 2 19" mounting brackets (additional with 19" installation option)

L	S	n	F1	F2	19"	Safe	Model	Order no.	UP
683	•	9	•				With switch	03.718.009.1	1 unit
483	•	5	•		•		With switch	03.718.005.1	1 unit

Dimensions in mm: L = Length, S = Switch, n = Number of sockets,
 F1 = Standard side, F2 = Design side, 19" = Suitable for 19" installation,
 Safe = Child-safe, U = Standard height unit, UP = Unit of packaging,

= Express item

Conversion: 1 mm = 0.03937 inch 1 kg = 2.2046 pound

Replace *x* with the number of your color combination:
 .1 = RAL 7035, .6 = RAL 7035/RAL 2003

Inline Metering System (IMS) – Optimum upgrade solution for existing installations

Monitoring is already part of the everyday routine in most data centers when it comes to system availability. For this reason you decide with new systems for socket strips/PDUs with integrated monitoring (Managed PDUs or Adaptive PDUs). But what do you do with existing systems in which socket strips/PDUs are usually installed without measuring functions?


Emerson Network Power's solution for this is called IMS (Inline Metering System). These modules allow existing racks with installed basic power distributors to be upgraded accordingly. As almost all server racks are supplied with an A and a B-feed, **later installation is possible without interruption**. The IMS modules can also be installed space-savily inside or outside the rack, e.g. in the shelf. The Inline Metering Systems (IMS) are divided into **three different product groups, with different features**.

Emerson Network Power Inline Metering Systems (IMS) benefits:

- Existing rack PDUs do not have to be swapped out, as the modules
- All consumers (where possible) can be integrated into the monitoring system, as numerous plug systems are provided (1ph – 3ph, max. 63A per phase).
- Flexible installation inside or outside the rack (e.g. in raised floor).

Inline Metering System (IMS)

IMS model series overview:



Knürr DI-STRIP IMS

Features:

- Fast installation and easy data recording with graphic and numerical power consumption overview; can be retrieved via web interface.
- The power value can be read directly on the rack, as a local display is installed in every module.
- An N-conductor overload with 3-phase systems can be prevented, as the phase symmetry is monitored.
- Alarm signal when incidents occur, as the threshold values (phase symmetry, bottom limit, pre-warning and alarm) can be set flexibly.



Liebert MPX IMS

Features:

- Liebert Rack PDUs familiar software interface, as the same communication card as with Liebert MPX/MPH is used.
- Highest possible safety, security and availability with an operating temperature of max. 55°C.
- Extensive measurement functions (power, current, voltage and energy), with higher measurement accuracy of up to +-1%.
- An N-conductor overload with 3-phase systems can be prevented, as the N-conductor current is monitored.
- Easy connection to the network with only 1 IP address of up to 4 Liebert MPX IMS / MPH / MPX .
- External sensors and a display can also be connected.



Knürr MODULAR IMS

Features:

- Extensive measurement functions (power, current, voltage, energy and power factor), with higher measurement accuracy of up to 0.17% referring to the end value.
- Very high input currents can be measured (up to 850A per phase via external transducer).
- The modular setup means the solution can be adjusted customer-specific (e.g. up to 4 in-feeds per module with different input plugs or even fixed).
- Up to 75 modules can be controlled via one IP address.
- Saving in external databases possible without additional software.

Emerson Network Power Rack PDUs



INPUT POWER

- Single-phase or three-phase
- 16A up to max. 63A



OUTPUT DISTRIBUTOR

- Single-phase or three-phase
- 16A up to max. 63A



MODULARITY

- Depending on the type of communication card, external displays or external sensors



MONITORING

- Input level



LOCAL MONITORING

- Display for user (MPX IMS and DI-STRIP IMS)



REMOTE MONITORING

- Secure web and SNMP interface



RACK PDU ARRAY™

- One IP address, up to 4 rack PDUs (MPX IMS)
- Liebert MPX, Liebert MPH and Liebert IMS in the same private network



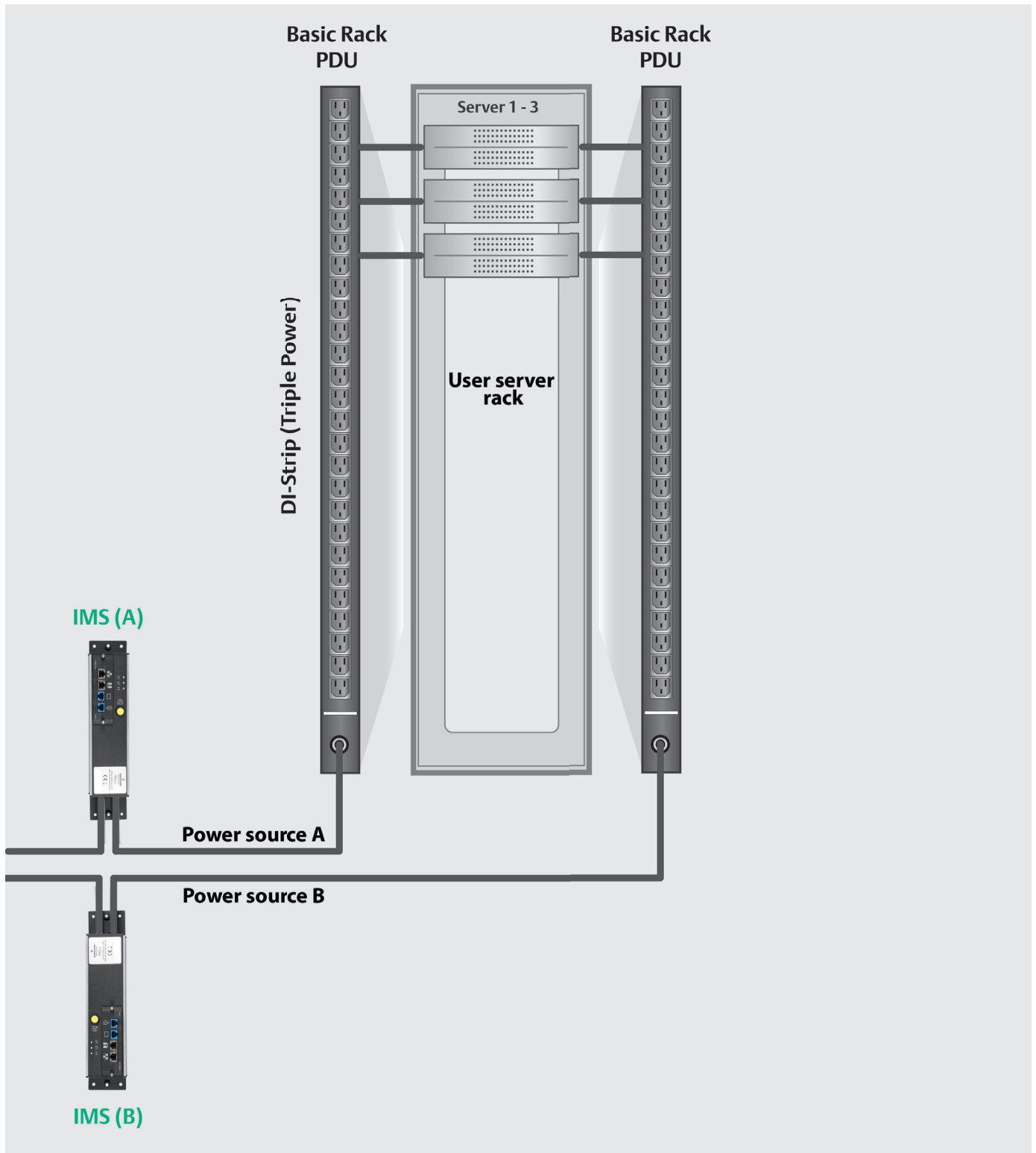
Emerson Network Power IMS – product series

Features	Knürr DI-STRIP® IMS	Liebert MPX™ IMS	Knürr Modular IMS
Measurement module	x	x	x
Modular			x
Display	Fixed	External	
Remote interface	x	x	x
Measuring at input level	x	x	x
Measurement modules per IP address	1	4	75
Max. measurement points per IP address	1	4	300
Visualization at PDU level	x	x	x
Visualization at rack level		x	x
Visualization at room level	Only with additional software Liebert Nform	Only with additional Liebert Nform or Avocent DSView	x
Measurement parameters	A	A,V,W,kWh	A,V,W,VA, Var, kWh, cosphi.
Phase asymmetry analysis	x	x	x
Connection option for external sensors		x	x
Input power	1ph + 3ph, max 32A	1ph + 3ph, max 32A	1ph + 3ph, max 63A (max 4 feeds), max. 3ph 999A (via external transducer)
Connection option	IEC 60309, IEC60320, Schuko	IEC 60309	IEC 60309, GST18, fixed connection
Protocols	HTTP, SNMP, Syslog	HTTP, HTTPS, SNMP, Telnet	HTTP, HTTPS, SNMP v3,
Storage in external database	with additional software Liebert Nform	with additional software Liebert Nform or Avocent DSView	Oracle, MySQL, MSSQL

Order numbers:

Order number 1 ph. 16 A	036072001	MPXIMS-EHBAXS30	030145118
Order number 1 ph. 32 A	036072011	MPXIMS-EHBAXQ30	030145128
Order number 3 ph. 16 A	036072021	MPXIMS-EHBAXT30	030145138
Order number 3 ph. 32 A	036072031	MPXIMS-EHBAXR30	030145148
Control unit	not required	not required	030145108

Easy upgrade from basic power distributor to measurement-enabled power distributor





Knürr DI-STRIP® IMS 16 A, single phase

- Quick and efficient plug connection system
- Plug-in electro-installation in place of conventional wiring
- Speed with easy preconfigured elements plugging together
- Cable flexibility (cable length)
Easy socket strip swap-out, without costly cabling
- Faulty installations are ruled out with plug system
- Space-saving use of protection and switching functions can be extended with further cabling without any plug space loss on additional socket strips (max. load rating 16 A)
- With big transparent LCD display
- Effective value display of alternating current
- LCD display rotation in 90° steps
- Display can be switched bright or dark
- Load changes signaling
- Automatic background light reduction
- Meets the highest EMC requirements (interference Criterion A; radiated emission: Class B)

Data interface

- The plug strip can be integrated into the network via an RJ45 plug.
- The sockets can be accessed directly and remotely with a web browser; extra software is not required.
- The power values are shown graphically and numerically in the software. Three threshold values and an unbalanced load warning can be variably set.
- Up to 5 users or administrators can access the module password-protected.
- The software displays the name and place of the PDU; this information can be entered by an administrator.

- The user can specify a static IP address or access via DHCP. Firmware updates can be made via a web browser.
- Supported protocols: HTTP, SNMP (Traps, SET, GET), Syslog

Material/finish

- Housing: Closed sheet steel extrusion, zinc-passivated, powder-coated fine texture
- Plastic parts: Vampamid 6 0024 V0 (UL94), recyclable, colored, fine textured

Dimensions

- Height: 45.5 mm
- Housing width: 44.4 mm (1 U)
- Length: 333 mm

Approvals/certificates

- CE Symbol in accordance with Low Voltage Directive 2006/95/EC
- EMC Directive 2004/108/EC
- FFC
- GS Certificate
- CB-scheme

Color

- Housing: RAL 7035 light gray
- Plastic parts: RAL 7021 dark gray

Load rating

- Nominal voltage: 230 VAC ± 10%
- Nominal current: 16 A

Supply schedule

- 1 plug adaptor module with ampere meter
- 2 mounting brackets
- Operating instructions

How supplied

- Flat-packed kit

L	Input	Output	Order no.	UP
333	GST18 inst. plug	GST18 inst. socket	03.607.200.1	1 unit

Knürr DI-STRIP® GST plug system Cable set for Knürr DI-STRIP® IMS, single phase

- Set consisting of one input and one output cable
- Cable - H05VV-F3G 1.5 mm²

Dimensions

- Input cable: Length, 2.5 m
- Output cable: Length, 0.5 m

Approvals/certificates

- CE Symbol in accordance with Low Voltage Directive 2006/95/EC
- EMC Directive 2004/108/EC

Supply schedule


- 1 cable set

How supplied

- Flat-packed kit



Model	Input	Output	Order no.	UP
I/O Set GST18i / Schuko	Schuko CEE7/4 - GST18i	GST18i - Schuko CEE7/4	03.607.200.2	1 unit
I/O Set GST18i / IEC320 16 A	IEC60320 Sheet I - GST18i	GST18i - IEC60320 C 19	03.607.200.3	1 unit
I/O Set GST18i / IEC320 10 A	IEC60320 Sheet E - GST18i	GST18i - IEC60320 C 13	03.607.200.4	1 unit
I/O Set GST18i / IEC320 16 A	IEC60309 1ph/N/PE 6h - GST18i	GST18i - IEC60309 1ph/N/PE 6h	03.607.200.5	1 unit

Dimensions in mm: L = Length, S = Switch, n = Number of sockets, F1 = Standard side, F2 = Design side, 19" = Suitable for 19" installation, Safe = Child-safe, U = Standard height unit, UP = Unit of packaging,

 = Express item

Conversion: 1 mm = 0.03937 inch 1 kg = 2.2046 pound

Replace **x** with the number of your color combination:
.1 = RAL 7035, .6 = RAL 7035/RAL 2003



Knürr DI-STRIP® IMS 32 A single phase; 16 A and 32 A three phase

- Modules each have an IEC60309 input and IEC60309 output
- With big transparent LCD display
- Effective value display of alternating current
- LCD display rotation in 90° steps
- Display can be switched bright or dark
- Load changes signaling
- Automatic background light reduction
- Meets the highest EMC requirements (interference: Criterion A; radiated emission: Class B)

Data interface

- The plug strip can be integrated into the network via an RJ45 plug.
- The sockets can be accessed directly and remotely with a web browser; extra software is not required.
- The power values are shown graphically and numerically in the software. Three threshold values and an unbalanced load warning can be variably set.
- Up to 5 users or administrators can access the module password-protected.
- The software displays the name and place of the PDU; this information can be entered by an administrator.
- The user can set a static IP address or access via DHCP. Firmware updates can be made via a web browser.
- Supported protocols: HTTP, SNMP (Traps, SET, GET), Syslog

Material/finish

- Housing: closed sheet steel extrusion, zinc-passivated, powder-coated texture
- Plastic parts: Vampamid 6 0024 V0 (UL94), recyclable, colored, fine textured

Dimensions

- Height: 45.5 mm
- Housing width: 44.4 mm (1 U)
- Length: 389 mm
- Input cable length, 2.5 m
- Output cable length, 0.5 m

Approvals/certificates

- CE label in accordance with Low Voltage Directive 2006/95/EC
- EMC Directive 2004/108/EC
- FFC
- GS Certificate
- CB-scheme

Color

- Housing: RAL 7035 light gray
- Plastic parts: RAL 7021 dark gray


Supply schedule

- 1 plug adaptor module with ampere meter
- 2 mounting brackets
- Operating instructions

How supplied

- Flat-packed kit

Model	L	Input values	Input plug	Output socket	Order no.	UP
DI-STRIP RM Inline 1x32A	389	230Vac; 32A	IEC60309 1ph/N/PE 6h	IEC60309 1ph/N/PE 6h	03.607.201.1	1 unit
DI-STRIP RM Inline 3x16A	389	230/400Vac; 16A	IEC60309 3ph/N/PE 6h	IEC60309 3ph/N/PE 6h	03.607.202.1	1 unit
DI-STRIP RM Inline 3x32A	389	230/400Vac; 32A	IEC60309 3ph/N/PE 6h	IEC60309 3ph/N/PE 6h	03.607.203.1	1 unit



Liebert MPX™ IMS

- Existing rack PDUs do not have to be swapped out, as the modules can be upgraded
- All consumers (where possible) can be integrated into the monitoring system, as numerous plug systems are provided (1ph - 3ph, max. 32 A per phase)
- Flexible installation inside or outside the rack (e.g. in raised floor)
- Liebert Rack PDUs familiar software interface, as the same communication card as with Liebert MPX/MPH is used
- Highest possible safety, security and availability with an operating temperature of max. 55 °C
- Extensive measurement functions (power, current, voltage and energy), with higher measurement accuracy of up to ± 1%
- An N-conductor overload with 3-phase systems can be prevented, as the N-conductor current is monitored
- Easy connection to the network with only 1 IP address of up to 4 Liebert MPX IMS / MPH / MPX
- External sensors and a display can also be connected.

Technical data

Interfaces:

- RJ-45 LAN port (10/100 MBit) – for connecting to the local network (LAN) via an Ethernet cable (not included).
- Expansion/administration port for: - local configuration using a computer/laptop, for setting up a link-up of several PDUs
- Display port for connecting the RPC BDM (display module)
- External sensor port for connecting optional sensors

Supported technologies:

- Web support, provides Liebert MPX network management and control. Authorized users can view status information via their network.
- SNMP support, provides Liebert MPX SNMP management.
- Easy integration into Liebert Nform, Avocent DSView3 and Nagios

Material/finish

- Housing: Aluminum
- Cover: Sheet steel

■ Dimensions

- Height: 81 mm
- Width: 75 mm
- Length: 266 mm
- Input cable length, 3 m
- Output cable length, 0.5 m

■ Approvals

- CE label in accordance with Low Voltage Directive 2006/95/EC
- EMC Directive 2004/108/EC
- BV GS

■ Color

- Housing: Aluminum/RAL 7021 dark gray

■ Supply schedule

- 1 MPXIMS Module / power supply

■ How supplied

- Flat-packed kit

Model	L	Input values	Input plug	Output socket	Order no.	UP
Liebert MPX™ IMS 1x16A	266	230Vac; 16A	IEC60309 1ph/N/PE 6h	IEC60309 1ph/N/PE 6h	MPXIMS-EHBAXS30	1 unit
Liebert MPX™ IMS 1x32A	266	230Vac; 32A	IEC60309 1ph/N/PE 6h	IEC60309 1ph/N/PE 6h	MPXIMS-EHBAXQ30	1 unit
Liebert MPX™ IMS 3x16A	266	230/400Vac; 16A	IEC60309 1ph/N/PE 6h	IEC60309 1ph/N/PE 6h	MPXIMS-EHBAXT30	1 unit
Liebert MPX™ IMS 3x32A	266	230/400Vac; 32A	IEC60309 1ph/N/PE 6h	IEC60309 1ph/N/PE 6h	MPXIMS-EHBAXR30	1 unit



Knürr Modular IMS

- Existing rack PDUs do not have to be swapped out, as the modules can be upgraded
- All consumers (where possible) can be integrated into the monitoring system, as numerous plug systems are provided (1 ph - 3ph, max. 63 A per phase)
- Flexible installation inside or outside the rack (e.g. in raised floor)
- Extensive measurement functions (power, current, voltage, energy and power factor), with higher measurement accuracy of up to 0.17% referring to the end value.
- Very high input currents can be measured (up to 999A per phase via external transducer)
- The modular setup means the solution can be adjusted customer-specific (e.g. up to 4 in-feeds per module with different input plugs or even fixed feed are possible)
- Up to 75 modules can be controlled via one IP address
- Saving in external databases possible without additional software

■ Technical data

- The measurement modules can only be operated with a control unit
- Max. 75 measurement modules can be connected to a control unit
- 2 RJ 45 LAN ports 10/100MBit for connecting to local network (on the control unit)
- Visualization of all connected measurement modules via WEB
- Status information can be viewed via WEB
- Protocols: HTTP, HTTPS, SNMPv3
- Storage in external database possible (Oracle, MySQL, MSSQL)

- Integration into building systems also possible via potential-free contacts
- Temperature sensors can be connected

■ Dimensions

- Length/depth (control unit): 600 mm
- Length/depth (modules): 400 mm
- Width: 483 mm (19")
- Height: 88.8 mm (2 U)
- Power supply cable: Length, 2 m
- Output: Input socket fixed on device

■ Approvals/certificates

- CE Symbol in accordance with Low Voltage Directive 2006/95/EC
- EMC Directive 2004/108/EC
- FFC
- GS Certificate
- CB-scheme

■ Color

- RAL 7021 dark gray

■ Supply schedule

- Measurement modules, control unit

■ How supplied

- Flat-packed kit

Model	L	Input values	Input plug	Output socket	Order no.	UP
Knürr Modular IMS 1x16A		2x 230Vac; 16A	2x IEC60309 1ph/N/PE 6h	2x IEC60309 1ph/N/PE 6h	03.014.511.8	1 unit
Knürr Modular IMS 1x32A		2x 230Vac; 32A	2x IEC60309 1ph/N/PE 6h	2x IEC60309 1ph/N/PE 6h	03.014.512.8	1 unit
Knürr Modular IMS 3x16A		2x 230/400Vac; 16A	2x IEC60309 1ph/N/PE 6h	2x IEC60309 1ph/N/PE 6h	03.014.513.8	1 unit
Knürr Modular IMS 3x32A		2x 230/400Vac; 32A	2x IEC60309 1ph/N/PE 6h	2x IEC60309 1ph/N/PE 6h	03.014.514.8	1 unit
Knürr Modular Control Unit					03.014.510.8	1 unit